




COCA

SALES, INC.

TYPE CC2-3B EIPS IWRC: 3 PART BRAIDED WIRE ROPE SLING – SINGLE LEG

Rated Capacity – US Tons

| | Rope Dia. (") | Sling Dia. (") | RATED CAPACITY (Tons) | | | Eye Dimensions (") | |
|---------------------------|---------------|----------------|---|---|---|--------------------|------------|
| | | | Vertical | Hitch Choker | Basket | Eye Width | Eye Length |
| | | |  |  |  | | |
| 6X19 OR 6x36 EIP | 1/4 | 1/2 | 1.7 | 1.3 | 3.4 | 2 | 4 |
| | 5/16 | 5/8 | 2.6 | 2.0 | 5.2 | 3 | 6 |
| | 3/8 | 3/4 | 3.6 | 2.8 | 7.2 | 4 | 8 |
| | 7/16 | 7/8 | 4.9 | 3.7 | 9.8 | 5 | 10 |
| | 1/2 | 1 | 6.4 | 5.1 | 12.8 | 6 | 12 |
| | 9/16 | 1 1/8 | 8.0 | 6.4 | 16 | 7 | 14 |
| | 5/8 | 1 1/4 | 9.9 | 7.9 | 19.8 | 8 | 16 |
| | 3/4 | 1 1/2 | 14 | 11.2 | 28 | 10 | 20 |
| | 7/8 | 1 3/4 | 19 | 15.2 | 38 | 12 | 24 |
| 1 | 2 | 24.8 | 19.8 | 49 | 14 | 28 | |
| 6X36 EIP | 1 1/8 | 2 1/4 | 31 | 23 | 62 | 16 | 32 |
| | 1 1/4 | 2 1/2 | 38 | 28 | 76 | 18 | 36 |
| | 1 3/8 | 2 3/4 | 46 | 34 | 92 | 20 | 40 |
| | 1 1/2 | 3 | 55 | 44 | 110 | 22 | 44 |
| | 1 3/4 | 3 1/2 | 73 | 54 | 146 | 26 | 52 |
| | 2 | 4 | 95 | 71 | 190 | 28 | 56 |
| | 2 1/4 | 4 1/2 | 118 | 88 | 236 | 32 | 64 |
| | 2 1/2 | 5 | 145 | 109 | 290 | 36 | 72 |






Rated Capacities based on design factor of 5.
Horizontal sling angles of less than 30° shall not be used.

COCA

SALES, INC.

TYPE CC2-6B EIPS IWRC: 6 PART BRAIDED WIRE ROPE SLING – SINGLE LEG

Rated Capacity – US Tons

| | Rope Dia. (") | Width of body (") | RATED CAPACITY (Tons) | | | Eye Dimensions (") | |
|------------------------|---------------|-------------------|---|---|---|--------------------|--------|
| | | | Vertical | Hitch Choker | Hitch Basket | WIDTH | LENGTH |
| | | |  |  |  | | |
| 6X19 OR 6X36 EIP | 1/4 | 1 1/8 | 2.9 | 2.5 | 5.7 | 5 | 10 |
| | 5/16 | 1 3/8 | 4.4 | 3.9 | 8.9 | 6 | 12 |
| | 3/8 | 1 | 6.3 | 5.5 | 13 | 7 | 14 |
| | 7/16 | 2 | 8.6 | 7.5 | 17 | 8 | 16 |
| | 1/2 | 2 1/4 | 11 | 9.8 | 22 | 9 | 18 |
| | 9/16 | 2 1/2 | 14 | 12 | 28 | 10 | 20 |
| | 5/8 | 2 13/16 | 17 | 15 | 35 | 11 | 22 |
| | 3/4 | 3 3/8 | 26 | 22 | 49 | 12 | 24 |
| | 7/8 | 4 | 33 | 29 | 67 | 14 | 28 |
| | 1 | 4 1/2 | 43 | 38 | 87 | 16 | 32 |
| 6X36 EIP | 1 1/8 | 5 1/16 | 55 | 48 | 109 | 18 | 36 |
| | 1 1/4 | 5 5/8 | 67 | 59 | 134 | 20 | 40 |
| | 1 3/8 | 6 3/16 | 81 | 71 | 161 | 22 | 44 |
| | 1 1/2 | 6 3/4 | 96 | 84 | 192 | 24 | 48 |
| | 1 3/4 | 7 7/8 | 129 | 112 | 257 | 28 | 56 |
| | 2 | 9 | 166 | 146 | 333 | 32 | 64 |






Rated capacities based on a design factor of 5.
Horizontal sling angles less than 30 degrees shall not be used.


COCA

SALES, INC.

TYPE CC2-8B EIPS IWRC: 8 PART BRAIDED WIRE ROPE SLING – SINGLE LEG




Rated Capacity – US Tons

| | Rope Dia. (") | Sling Dia. (") | RATED CAPACITY (Tons) | | | Eye Dimensions (") | |
|---------------------------|---------------|----------------|---|---|---|--------------------|------------|
| | | | Vertical | Hitch Choker | Basket | Eye Width | Eye Length |
| | | |  |  |  | | |
| 6X19 OR 6x36 EIP | 1/4 | 1 1/8 | 3.8 | 3.3 | 7.6 | 5 | 10 |
| | 5/16 | 1 3/8 | 5.9 | 5.2 | 12 | 6 | 12 |
| | 3/8 | 1 11/16 | 8.5 | 7.4 | 17 | 7 | 14 |
| | 7/16 | 2 | 11 | 10 | 23 | 8 | 16 |
| | 1/2 | 2 1/4 | 15 | 13 | 30 | 9 | 18 |
| | 9/16 | 2 1/2 | 19 | 16 | 38 | 10 | 20 |
| | 5/8 | 2 13/16 | 23 | 20 | 46 | 11 | 22 |
| | 3/4 | 3 3/8 | 33 | 29 | 66 | 12 | 24 |
| | 7/8 | 4 | 45 | 39 | 89 | 14 | 28 |
| | 1 | 4 1/2 | 58 | 51 | 116 | 16 | 32 |
| 6X36 EIP | 1 1/8 | 5 | 72 | 64 | 146 | 18 | 36 |
| | 1 1/4 | 5 5/8 | 89 | 78 | 179 | 20 | 40 |
| | 1 3/8 | 6 3/16 | 108 | 94 | 215 | 22 | 44 |
| | 1 1/2 | 6 3/4 | 128 | 112 | 255 | 24 | 48 |
| | 1 3/4 | 7 7/8 | 171 | 150 | 343 | 28 | 56 |
| | 2 | 9 | 222 | 194 | 444 | 32 | 64 |
| | 2 1/4 | 4 1/2 | 118 | 88 | 236 | 32 | 64 |
| | 2 1/2 | 5 | 145 | 109 | 290 | 36 | 72 |
| | | | | | | | |





TYPE CC2-9B EIPS IWRC: 9 PART BRAIDED WIRE ROPE SLING – SINGLE LEG
Rated Capacity – US Tons

| | Rope Dia. (") | Width of body (") | RATED CAPACITY (Tons) | | | Eye Dimensions (") | |
|------------------------|---------------|-------------------|---|---|---|--------------------|--------|
| | | | Vertical | Hitch Choker | Hitch Basket | WIDTH | LENGTH |
| | | |  |  |  | | |
| 6X19 OR 6X36 EIP | 1/4 | 1 | 4.3 | 3.2 | 8.6 | 6 | 12 |
| | 5/16 | 1 1/4 | 6.6 | 5 | 13 | 6 | 12 |
| | 3/8 | 1 1/2 | 9.5 | 7.1 | 19 | 7 1/2 | 13 |
| | 7/16 | 1 3/4 | 14 | 11 | 29 | 9 | 18 |
| | 1/2 | 2 | 19 | 14 | 38 | 10 | 20 |
| | 9/16 | 2 3/16 | 24 | 18 | 48 | 12 | 24 |
| | 5/8 | 2 1/2 | 29 | 22 | 59 | 12 | 24 |
| | 3/4 | 3 | 42 | 32 | 84 | 15 | 30 |
| | 7/8 | 3 1/2 | 57 | 43 | 114 | 17 | 34 |
| 6X36 EIP | 1 | 4 | 74 | 56 | 148 | 20 | 40 |
| | 1 1/8 | 4 1/2 | 93 | 60 | 187 | 22 | 44 |
| | 1 1/4 | 5 | 115 | 86 | 230 | 25 | 50 |
| | 1 3/8 | 5 1/2 | 138 | 104 | 276 | 27 | 54 |
| | 1 1/2 | 6 | 164 | 123 | 328 | 30 | 60 |
| | 1 3/4 | 7 | 220 | 165 | 440 | 35 | 70 |
| | 2 | 8 | 285 | 214 | 570 | 40 | 80 |

